




Postal Products Unlimited, Inc.™
500 W. Oklahoma Ave.
Milwaukee, WI 53207-2649

GENERAL PURPOSE CUSTODIAL CLEANING ACCESSORIES & ADAPTERS

Postal Products Unlimited now offers a large selection of attachments to meet unique Postal Service custodial needs such as cleaning in and around carrier and distribution cases, on top of carrier case lights and other light fixtures, or around blinds and horizontal dividers. A wide variety of connectors and reducers allow you to fit these unique attachments to nearly any vacuum hose.

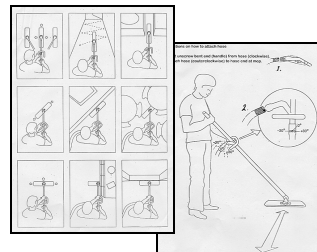


Postal Mop/Workroom Floor **U.S. Postal Service Approved**

This vacuum attachment is ideal for vacuum sweeping large areas in the postal workroom. This specialized attachment works well around distribution cases, carrier cases and mail processing equipment in any postal facility. The ergonomically designed dual swivel head and lightweight aluminum construction help to reduce fatigue and stress while allowing you to get at hard to reach places. The sweeping bristles on the the head of the vacuum allow for easy pick up of debris and movement over the floor. By using three foam padded handles, it can be used in either the right-handed or left-handed position. It attaches to any 1 1/4" hose and will attach to a 1 1/2" hose with a N1023607 Universal Adapter.

The Universal Adapter is required for vacuums other than the N1022637 General Purpose Vacuum to connect the Danish Mop to a 1 1/2" hose or 1 1/2" hose cuff.


eBuy #	Model #	Description	Quantities	Price
58193	N1022891	Danish Style Mop	Each	\$109.00
58910	N1023607	Universal Adapter 1 1/4" to 1 1/2"	Each	\$2.05



Mini Blind Brush Attachment

Make it easier on yourself to clean dusty blinds. The Mini Blind Brush is extremely lightweight, it allows for six strips to be cleaned at once while the brushes make removing dust fast and efficient. It fits directly on most vacuums and includes a connector fitting to adapt to those it doesn't. Solid plastic construction makes for a brush that is sure to last.

Compatible with 1 1/2" cuff when primary wand is used.



N1023683

eBuy #	Model #	Description	Quantity	Price
58903	N1023683	Mini Blind Brush	Each	\$10.70



Vertical Vacuum Brush Attachment

The vertical design of this brush makes it easy to clean objects above head level. Two removable guides can be used to help keep the brush on the object that you are cleaning. The brush comes with a connection adapter that allows the brush to attach to most vacuums, an adjustable angle adapter that lets the operator achieve almost any angle. This also allows user to face the area they are cleaning without standing directly under the attachment which prevents dust from getting on person while using. The Vertical Vacuum Brush Attachment connects to the N1023364 Primary Wand and N1023607 Universal Adapter.

N1023686

Compatible with 1 1/2" cuff when primary wand is used.



Ebuy #	Model #	Description	Quantity	Price
58906	N1023686	Vertical Vacuum Brush Attachment	Each	\$12.80





Postal Products Unlimited, Inc.™
500 W. Oklahoma Ave.
Milwaukee, WI 53207-2649

Vacuum Plug

Designed to seal the vacuum or vacuum hose when the vacuum is not running, this plug prevents the contents of the disposable bag from escaping while the vacuum is in motion. It fits neatly into the vacuum inlet or into the hose end, preventing dust particulates from escaping. It is even effective against flea eggs that can hatch inside the vacuum and make their way back into the room while the vacuum is in storage. Vacuum Plug fits 1 1/4" to 2" inlet.

eBuy #	Model #	Description	Quantities	Price
58958	N1026308	Vacuum Plug	Each	\$8.45



Carrier Case Vacuum Attachments

These convenient vacuum attachments are ideal for cleaning both the standard carrier cases and the carrier cases with larger dividers. There is no need to remove the dividers or struggle with cleaning one slot at a time. The innovative design features 8 finger-like vacuum tubes that allow you to clean 8 spaces in one pass, saving valuable time. Both attachments are designed to fit vacuum hoses with a 1 1/2" diameter, allowing it to fit on most shop vacuums including the new HEPA Vacuum that we now offer. These are not conductive attachments. If you are using these attachments with the N1022989, N1022992, or N1022637 vacuums on page 148, you must purchase a 1 1/2" hose cuff (N1023396 found on page 143), N1023607 Universal Adapter (1 1/4" to 1 1/2"), or N1023364 Primary Wand. Outlet dimensions: 1 1/4" ID, 1 1/2" OD.


eBuy #	Model #	Description	Quantity	Price
31520	N1015493	Standard Vacuum Attachment	Each	\$25.68
58653	N1023262	Extended Fingers Vacuum Attachment	Each	\$48.40



Compatible with
 1 1/2" cuff or
 primary wand.

Attachment Adapter

The Black non-conductive plastic hose adapter provides an inexpensive way to make hoses and tools fit nicely together. The tool fits a 1 1/4" outtake port to a 1 1/4" intake port and is 3"L. Used mainly to connect the aluminum hose end to the 3" dusting brush (N1023364) or the conductive 3" brush (N1023034) on the N1022989, the N1022902, and the N1022637 vacuums.



eBuy #	Model #	Description	Quantity	Price
58632	N1023587	Hose Adapter	Each	\$1.78

Non-Conductive Wand - Only for GD930 Vacuum

Black plastic construction makes this wand a non-conductive alternative for the wand on the .3 Micron HEPA Vacuum (N1022637). Same as the original, this wand has two-piece construction to give it a telescoping range of 24" to 36". The unit comes as two tubes. These tubes replace the original aluminum telescopic wand and can help reduce static electricity when used to vacuum carpet.

eBuy #	Model #	Description	Quantity	Price
58176	N1022644	Non-Conductive Replacement Wand	Each	\$14.40





Postal Products Unlimited, Inc.™
500 W. Oklahoma Ave.
Milwaukee, WI 53207-2649



Hose Connector

A Chrome steel hose connector is used to connect pieces of vacuum cleaning equipment or hose. Works with most of the non-conductive equipment listed here. It becomes non-conductive when used with non-conductive equipment but can be used as a conductive tool. It is 5"L with 1 1/2" diameter. Hose connector attaches to N1023687 Swivel Hose End Cuff. Inlet and outlet dimensions: 1.4" ID, 1 1/2" OD.

eBuy #	Model #	Description	Quantity	Price
58625	N1023405	Hose Connector	Each	\$4.38



Aluminum Reducer

Aluminum construction makes this reducer sturdy enough to last. The piece measures 5"L and fits to the N1023687 Swivel Hose End Cuff. Perfect for attaching tool and hoses with different attaching ends and can be used as a conductive tool. Inlet dimensions: 1.07" ID, 1 1/4" OD. Outlet dimensions: 1.4" ID, 1.5" OD.

eBuy #	Model #	Description	Quantity	Price
58626	N1023404	Aluminum Reducer	Each	\$7.24



Hose Connector

The Chrome steel hose connector measures 1 1/2" at the inlet end and 2" at the outlet end to provide the user with the ability to connect hoses and tools of different sizes. The unit measures 5"L and becomes non-conductive when used with non-conductive tools. Inlet dimensions: 1.4" ID, 1 1/2" OD. Outlet dimensions: 1.9" ID, 2" OD.


eBuy #	Model #	Description	Quantity	Price
58628	N1023394	Hose Connector	Each	\$14.18



Conductive Universal Adapter

This Black Conductive Universal Adapter allows you to fit a 1 1/4" diameter component/hose to a 1 1/2" diameter component/hose. This unit comes in handy when mix/matching tools from different vacuum manufacturers. Over time, this unit will save money by allowing to use the same components with multiple vacuums.


eBuy #	Model #	Description	Quantity	Price
58910	N1023607	Universal Adapter	Each	\$2.05



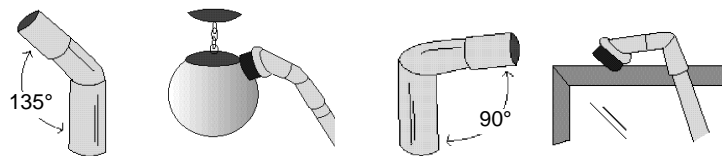
N1023684

Adjustable Angle Adapter

Attach the end of this Adjustable Angle Adapter that will fit your vacuum hose and then set the angle to reach the hard to get at places. At the 135-degree angle, the adapter is perfect for most jobs. For the really tough jobs, spin it to be used in the 90-degree position to reach the hidden or hard to reach areas such as window edges and doorsills. Works well with crevice tools and round brushes. The Adjustable Angle Adapter is ideal for use in cleaning DBCS sorters. The adapter inlet fits the N1023364 Primary Wand or the N1023607 Universal Adapter (1 1/4" to 1 1/2"). Outlet dimensions: 1" ID, 1 1/4" ID.



N1023684



eBuy #	Model #	Description	Quantity	Price
58904	N1023684	Angle Adapter, Adjustable	Each	\$4.90




Postal Products Unlimited, Inc.™
500 W. Oklahoma Ave.
Milwaukee, WI 53207-2649



Floor Tool Attachment (Non-Conductive)

Constructed of durable scratch resistant Grey vinyl, this floor cleaning attachment has synthetic bristles that help to gather the dust from hard surfaces as well as carpeted floors. It measures 10"L x 2"W. Fits both the N1023364 and N1023362 wands.

eBuy #	Model #	Description	Quantity	Price
58622	N1023585	Floor Tool Attachment	Each	\$14.40



Crevice Tool

This 11" long non-conductive Black plastic crevice tool has a 3" slanted opening to get into the tough spots that a normal hose just can't reach. The tool fits onto a 1 1/2" hose. For a conductive version of this crevice tool, please see page 142.

eBuy #	Model #	Description	Quantity	Price
58624	N1023427	11" Crevice Tool	Each	\$19.33



3" Dusting Brush

A Black non-conductive plastic dusting brush that measures 3" in diameter. The tool has synthetic bristles that will hold up. It measures 1 1/2" to fit most hoses and fits directly on the N1023364 and N1023362 wands. For conductive 3" brush (N1023034) refer to page 143.

eBuy #	Model #	Description	Quantity	Price
58630	N1023586	Dusting Brush	Each	\$3.35



Crevice Tool

A 12"L crevice tool to get into the tight spots. The tool has a 2" slanted intake opening and a 1 1/2" diameter hose end opening. It is constructed of non-conductive Black plastic.

eBuy #	Model #	Description	Quantity	Price
58631	N1023411	Crevice Tool	Each	\$7.25